



## Emerging giants: OCI's perspective

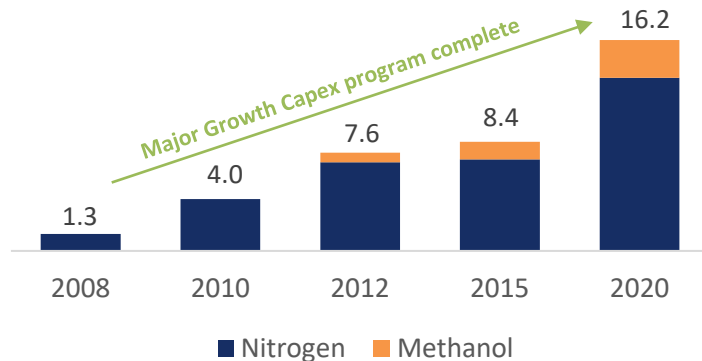
Click to edit Master subtitle style



# OCI: Diversified Global Leader in Ammonia and Methanol Products

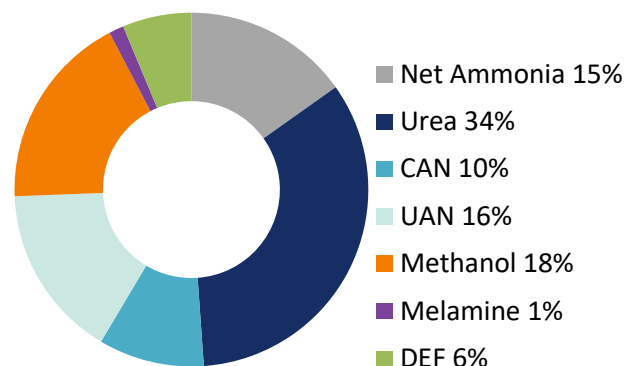
## Significant Investments in New Capacity Completed

OCI's Capacity Growth 2008 – 2020 (mtpa)



## Diversified Product Portfolio

2021 Production Capacity by Product



## Financial Highlights

**\$8.0 bn**

Market Cap

**\$6.3 bn**

Revenue

**\$2.5 bn**

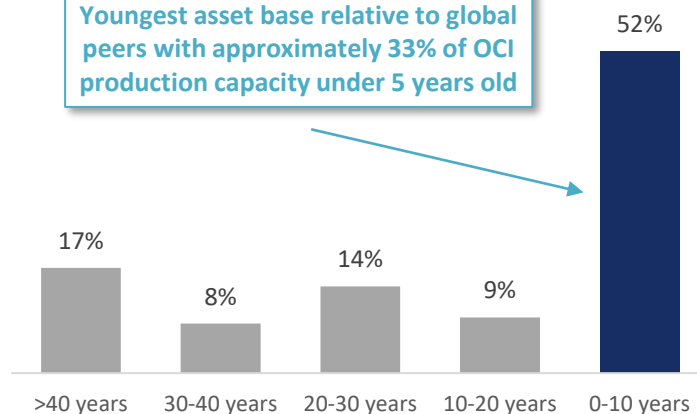
Adj. EBITDA

**\$1.6 bn**

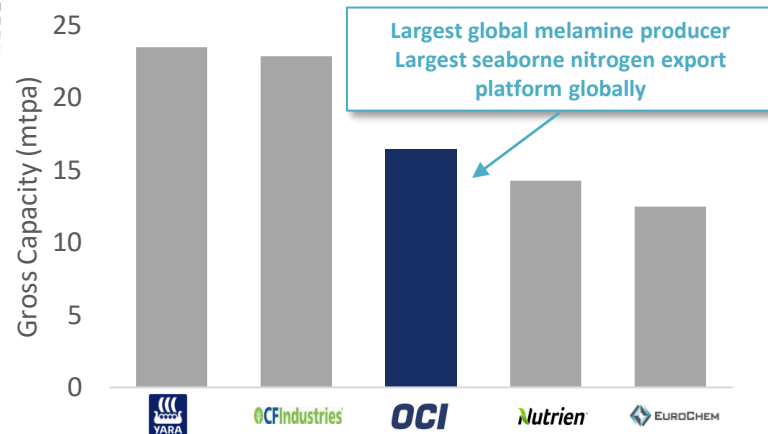
Free Cash Flow

## State of the Art and Young Asset Base

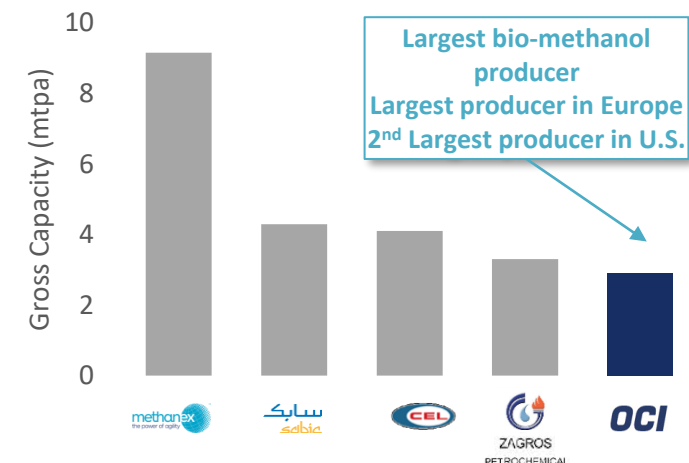
Youngest asset base relative to global peers with approximately 33% of OCI production capacity under 5 years old



## Global Nitrogen Fertilizer League Table<sup>1</sup>



## Global Methanol League Table<sup>3</sup>



Source: Company estimates, public filings, CRU, Fertecon, Integer. Estimates based on published capacity data and historical exports

<sup>1</sup> Nitrogen fertilizer capacity based off total fertilizer capacity including gross ammonia capacity for peers and OCI. Downstream maximum capacities at each of IFCo and OCI Nitrogen cannot be achieved simultaneously; <sup>2</sup> Annual production capacity; <sup>3</sup> Adjusted for 50% of Natgasoline not owned by OCI.

# OCI's commitment to a sustainable world

Leading platform of hydrogen-based products providing low carbon fuels, fertilizers, and feedstocks to agricultural, transportation, and industrial customers around the world



## Environmental Driving sustainable performance

- Committed to 20% GHG intensity reduction by 2030 and carbon neutrality by 2050
- Delivering rapidly through operational excellence while leveraging strategic partnerships for long-term projects
- Leverage existing infrastructure to produce at-scale blue/green ammonia and methanol from low-carbon feedstock



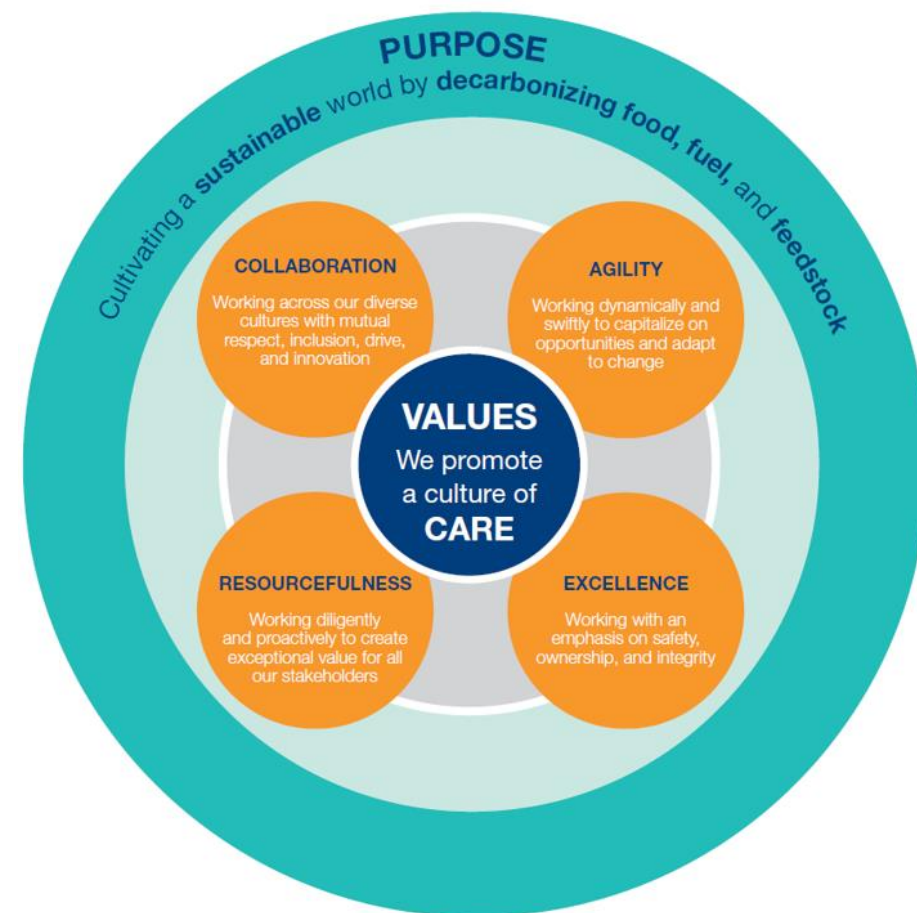
## Social Diversity & Inclusion (D&I)

- Committed to 25% female senior leadership by 2025, with groupwide D&I program launched in 2020
- Fostering an inclusive culture, where diversity is recognized and valued, and local talent is developed



## Governance Robust governance and reporting framework

- Board level oversight with focus via the HSE and Sustainability Committee
- Robust governance policies and procedures in place for employees and business partners to uphold our commitment to ethical conduct
- Continuous drive to improve transparency

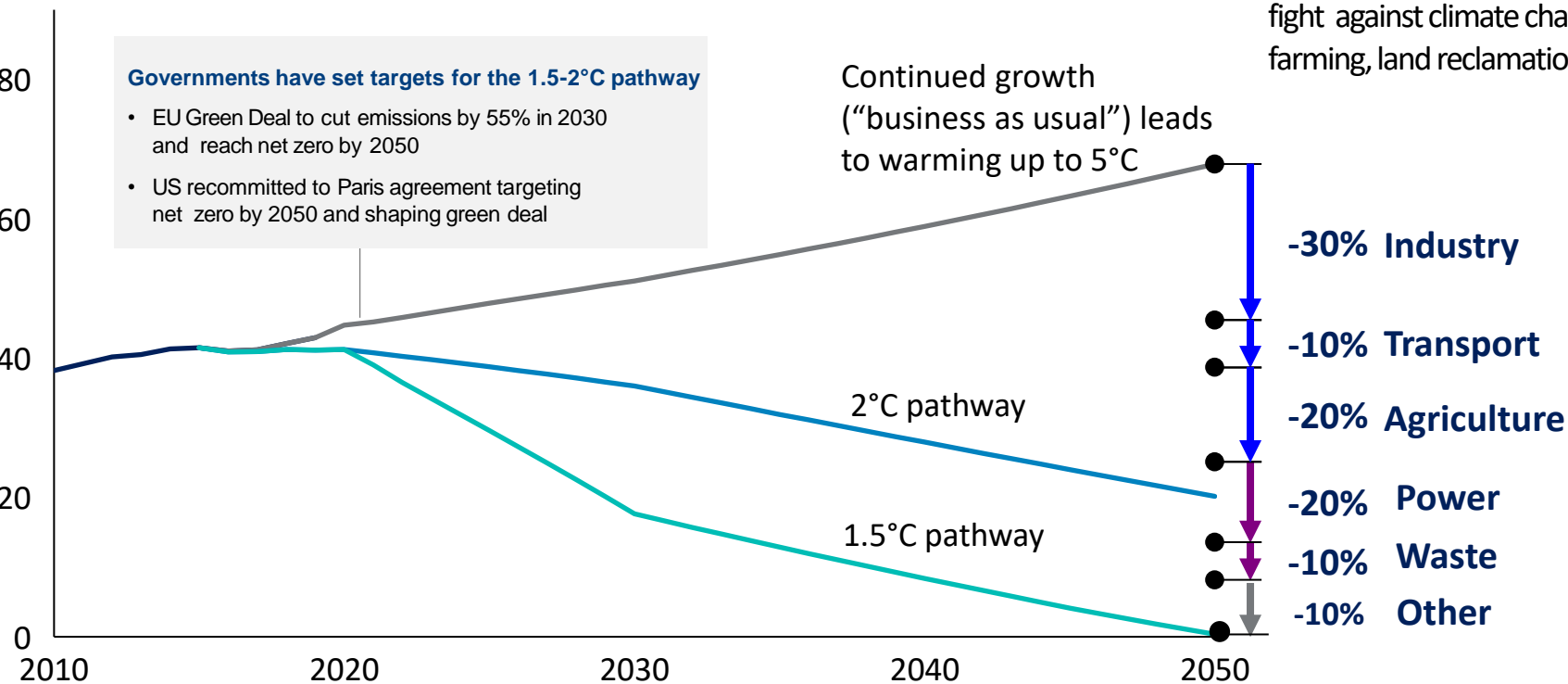


# OCI is in the unique position to address climate change

## To limit global warming, the world needs to rapidly reduce annual emissions

We are committed to being an environmental steward and have aligned our strategy to the world's goal of combating climate change, as established through the 2015 Paris Climate Agreement

### Global CO<sub>2</sub> emissions, Gt CO<sub>2</sub>/ year



## OCI's focus markets need to contribute to these emission reductions

We aim to achieve our targets through a comprehensive climate strategy that includes investing in cleaner technologies and projects, recycling and reusing resources, and cooperating with our stakeholders, industry peers, governments, and other institutions in the fight against climate change.

Through their respective cycles, our end products all contribute to the fight against climate change by aiding the sequestration of carbon in farming, land reclamation, and elimination of transport emissions.

- 30% Industry
- 10% Transport
- 20% Agriculture
- 20% Power
- 10% Waste
- 10% Other

**OCI focus markets**  
OCI's focus markets account for ~60% of emission reduction potential

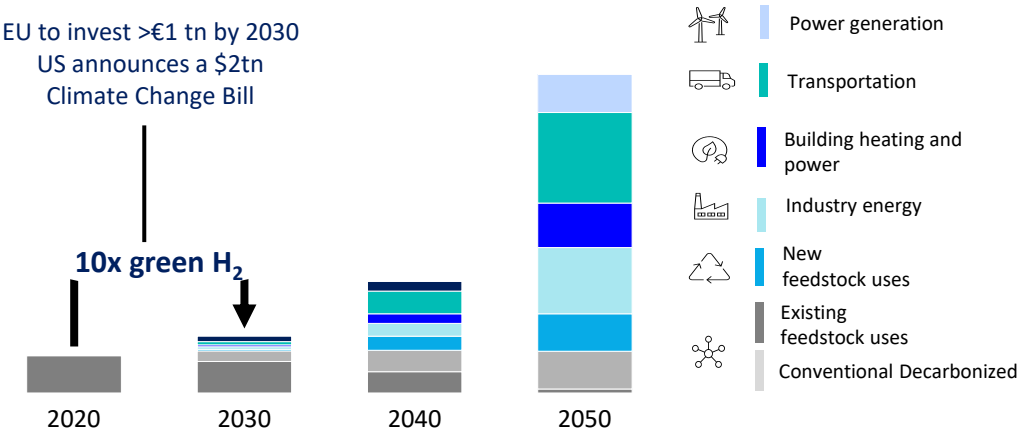
**OCI indirect markets**  
OCI also indirectly influences ~30% of further emission reduction potential

**Other markets**

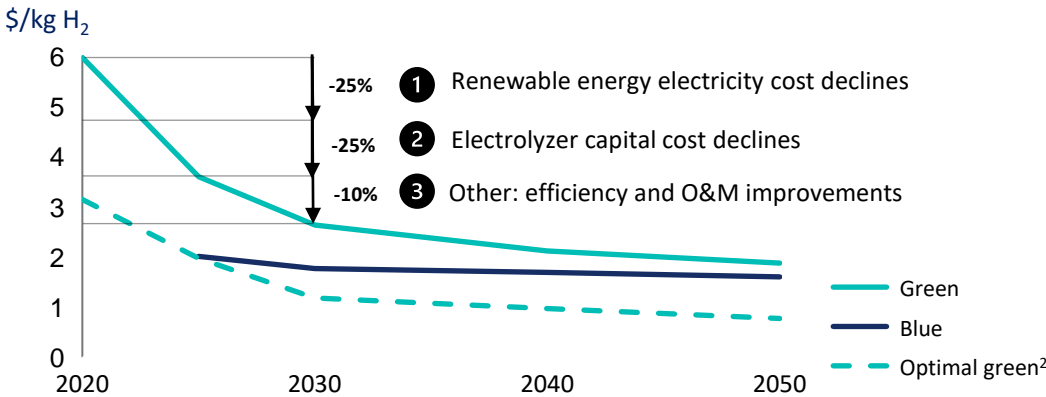
# OCI's products are key enablers of hydrogen economy

Ammonia and methanol are the most effective hydrogen carriers capable of decarbonizing hard to abate sectors

## Growth in hydrogen demand driven by key OCI sectors<sup>1</sup>



## Production cost of hydrogen expected to come down rapidly



## Ammonia and methanol form ~50% of grey hydrogen use and are key products in achieving a green hydrogen economy

	Global GHG emissions	Blue / Green ammonia	Bio / Green methanol
Agriculture	20%	Enabler for low carbon farming	
Fuel	10%	No CO <sub>2</sub> , SO <sub>x</sub> , or particulate emissions upon combustion Needs less refrigeration (-33°C NH <sub>3</sub> vs -253°C H <sub>2</sub> )	Effective and easier to handle than H <sub>2</sub> Cleaner burning low carbon fuel in marine transport. Widely used in road transport
Feedstock or energy carrier	30%	Green feedstock for chemicals and low-cost solution to transport H <sub>2</sub> 70% higher energy density than H <sub>2</sub>	Efficient and promising green feedstock for chemicals in many end-markets 84% higher energy density than H <sub>2</sub>

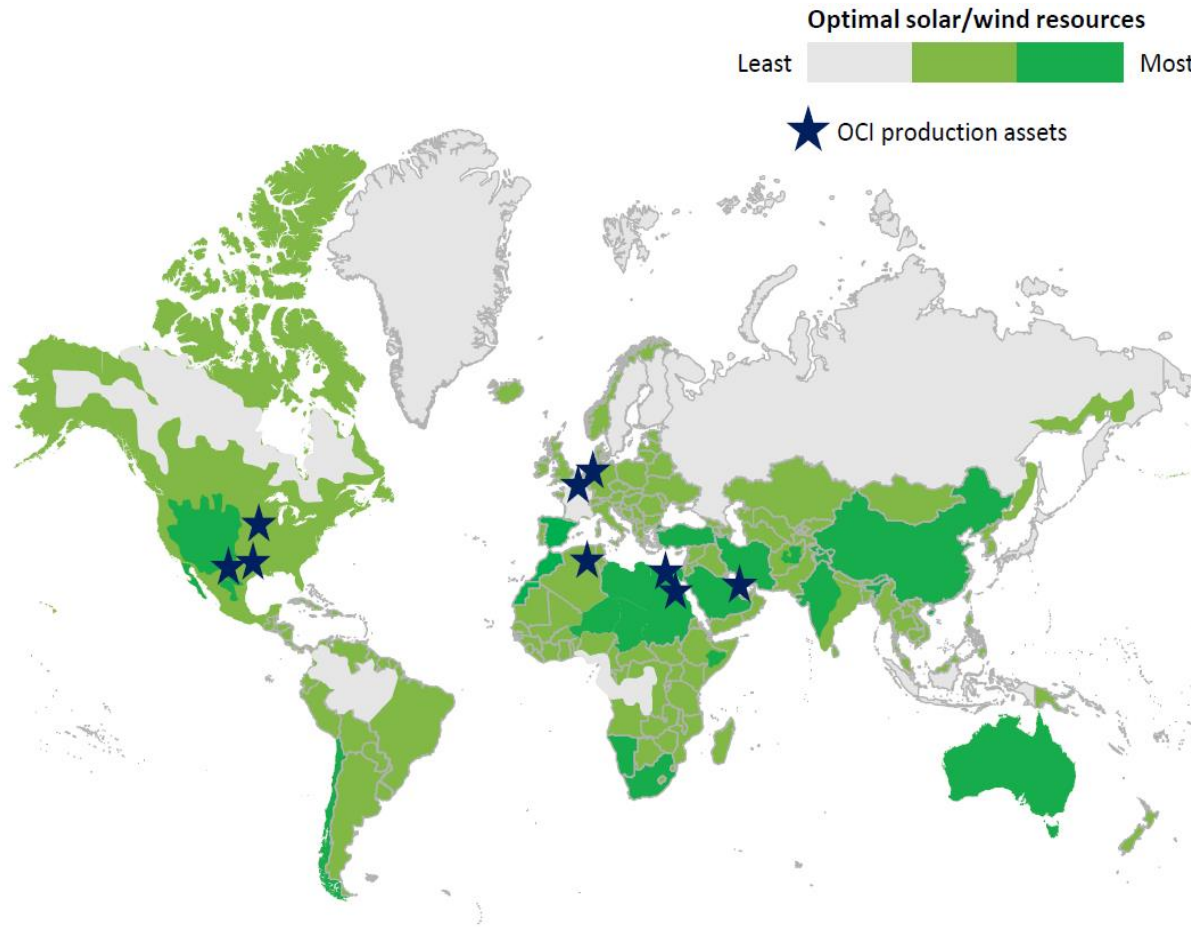


1. Subject to supportive regulatory environment, subsidies, technology advancements and national environmental targets  
2. Optimal green refers to green ammonia produced using wind/solar energy in the Middle East  
Source: Hydrogen Council, McKinsey



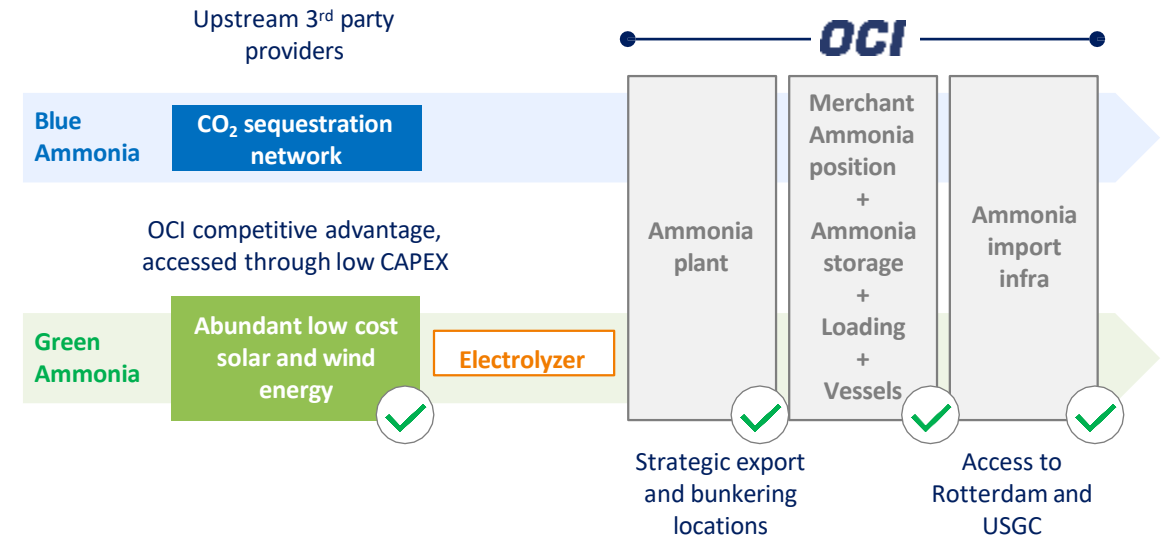
# Global asset base well positioned to capture hydrogen potential

## Plants located in proximity to renewable energy sources and shipping hubs



Plants with ample access to low cost solar and wind sources and located on the busiest shipping lanes in the world

## Leveraging existing infrastructure to entire hydrogen supply chain



- OCI is evaluating and developing a number of lower carbon projects across its global asset base
- OCI is a plug-and-play for low carbon ammonia, with significant competitive advantages in comparison to other greenfield projects
- Ready to benefit from blue and green ammonia opportunities with practically all critical necessary pieces in place
- Can use electrolyzers incrementally with variable output to ammonia synthesis in line with typical renewable feedstocks

Minimal capex required to add green/blue hydrogen capacity compared to greenfield projects

# OCI is actively developing projects globally for low carbon solutions

**FIVE**

projects being developed in the US

## Selected examples

**IFCo CCS – 500 KTA CO<sub>2</sub>**

Phase 1: 2025



**BlackRock**

**NAVIGATOR CO<sub>2</sub>**  
VENTURES LLC



**OCI Blue Ammonia**

1.1 mtpa world scale blue ammonia facility

**SIX**

Projects being developed in NL

**SIX**

Projects being developed in the MENA region

## Selected examples

**Electrolyzer to green ammonia in Egypt at EBIC**

Up to 100MW of electrolyzer capacity

**Fertiglobe**  
An ADNOC and OCI Company

**Scatec**



**ORASCOM**  
CONSTRUCTION

**1 MTA Greenfield Blue Ammonia in TA'ZIZ**

Status: FID 2022, target start 2025

**Fertiglobe**  
An ADNOC and OCI Company

